

INGROUND PATH MAXI DOUBLE WINDOW (ON/OFF, DALI, DMX)



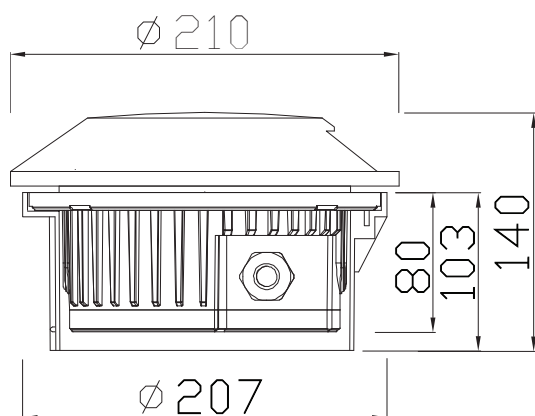
The stylishly modern and unassuming exterior of INGROUND PATH MAXI. Aluminium cover with double open window. OSRAM LED TECHNOLOGY INCLUDED and manufactured in the Czech republic. Passive cooling of LED/COB with optimised heat sink geometry. Energy-efficient LEDs with very good colour rendering; binning initial ≤ 3 MacAdam; available in the light colours 2700K, 3000K and 4000K, 5000K min. 80 % of the luminous flux after 50000 hours; protection class IP 67, option control system-DALI or DMX dimmable.




PRODUCT SPECIFICATIONS

- INPUT VOLTAGE: 100-240V 50Hz AC
- EFFICIENCY: > 92 %
- POWER CONSUMPTION: 5W (up to 300 lm)
- LIFETIME: > 70 000 hours
- THERMAL PROTECTION: yes
- LED DEVICE: OSRAM LED TECHNOLOGY
- LED VARIANTS: 2700K, 3000K, 4000K, 5000K and other according requirement
- WEIGHT: 2,11 kg
- OPERATING TEMPERATURE: range -20°C to +40°C
- ENVIRONMENT: for OUTDOOR use, IP67 ... >3 Nm
- MATERIALS: housing-die-cast Aluminium, cover- Aluminium cover-multi window, PMMA difuzor
- CONTROL : ON/OFF, DALI, DMX

DIMENSIONAL DRAWINGS



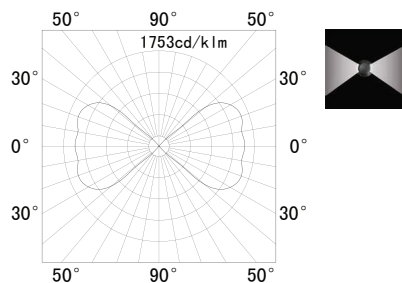
INSTALLATION PICTURE



INGROUND PATH MAXI DOUBLE WINDOW (ON/OFF, DALI, DMX)

PHOTOMETRICS

- SEE AND DOWNLOAD .LDT FROM WEB SITE



ACCESSORIES

- Optional Accessories - Connection Box



CONNECTION

- SERIAL CONNECTION MUST BE DONE BY CERTIFIED ELECTRICIAN