

## InGROUND 6 WHITE LED recessed - luminaire



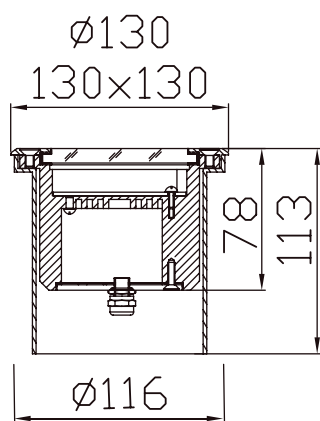
The stylishly modern and unassuming exterior of INGROUND 6 WHITE houses state-of-the-art LED technology and made using the highest quality materials and construction methods. Bringing the flexibility to outdoor application, this powerful lighting fixture is ideally suited to use in landscape and building illumination, and IP67 ensures safe operation in even the most demanding areas.



### PRODUCT SPECIFICATIONS

- INPUT VOLTAGE: 24V DC OR 230V AC
- EFFICIENCY: > 92 %
- POWER CONSUMPTION: 6 LEDs ... 9W (up to 820 lm)
- LIFETIME: > 70 000 hours
- THERMAL PROTECTION: yes
- LED DEVICE: OSRAM high power LEDs
- LED VARIANTS: 3000K, 4000K, 5700K and other according requirement
- WEIGHT: 0,8 kg
- OPERATING TEMPERATURE: range -20°C to +40°C
- ENVIRONMENT: for OUTDOOR use, IP67
- MATERIALS: housing-die-cast Aluminium, cover-tempered glass and Stainless Steel ring
- CONTROL: no control protocol, only ON/OFF option

### DIMENSIONAL DRAWINGS



### VARIANTS



INGROUND - ROUND

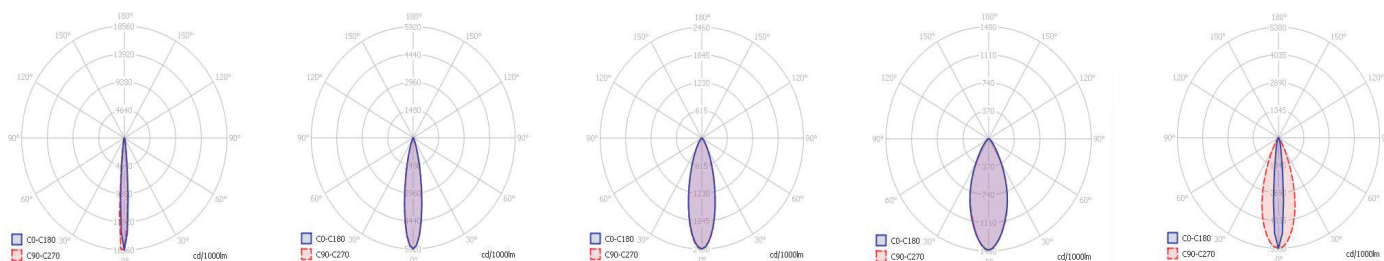


INGROUND - SQUARE

### InGROUND 6 WHITE LED recessed - luminaire

#### PHOTOMETRICS

- Variants: SPOT, NARROW, MEDIUM, WIDE, FLOOD, OVAL, ASSYMETRIC

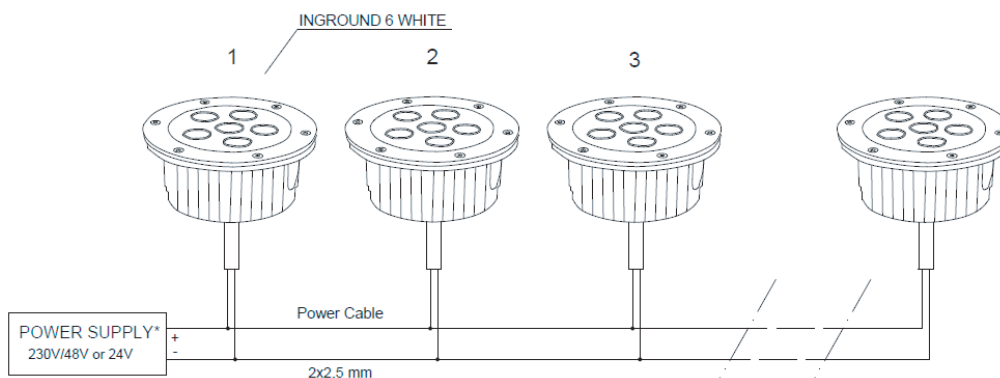


#### ACCESSORIES

- Constant Voltage power supply 230/24V ect.

#### CONNECTION

- Option 24V DC



\*Type of POWER SUPPLY depends on quantity of used luminaires in daisy chain.  
Power and type must be specified by designer.