

TWIN WALL 2×6 LEDs



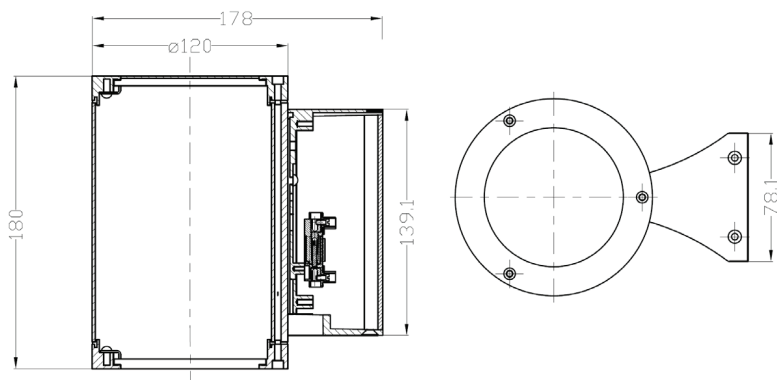
The stylishly modern and unassuming exterior of TWIN WALL 2×6 LEDs houses state-of-the-art LED technology and is made using the highest quality materials and construction methods. Bringing the flexibility to outdoor application, this powerful lighting fixture is ideally suited to use in building illumination, and IP54 ensures safe operation in even the most demanding areas.



PRODUCT SPECIFICATIONS

- INPUT VOLTAGE: 230V 50Hz
- EFFICIENCY: > 87 %
- POWER CONSUMPTION: 2x6 LEDs ... 12W
- LIFETIME: > 70 000 hours
- THERMAL PROTECTION: yes
- LED DEVICE: OSRAM high power LEDs
- LED VARIANTS: 3000K, 4000K, 5700K and other according requirement
- WEIGHT: 2,2 kg
- OPERATING TEMPERATURE: range -20°C to +40°C
- ENVIRONMENT: for OUTDOOR use, IP54
- MATERIALS: housing-die-cast Aluminium, cover-tempered glass
- CONTROL: no control protocol, only ON/OFF option

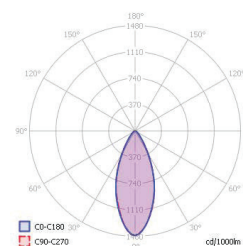
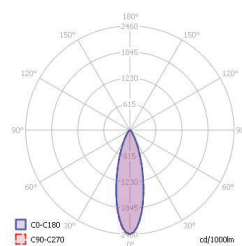
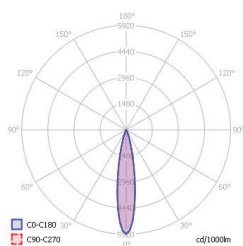
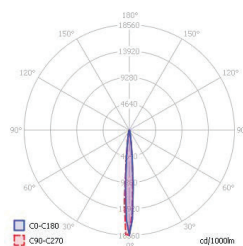
DIMENSIONAL DRAWINGS



TWIN WALL 2×6 LEDs

PHOTOMETRICS

- Variants: SPOT, NARROW, MEDIUM, WIDE, FLOOD, OVAL



ACCESSORIES

- See WEB site

CONNECTION

- Option 230V AC

